


JAYA ENGINEERING COLLEGE
(Run by Jaya Educational Trust)

BALANCE SHEET AS ON 31-03-2022

LIABILITIES		Rs. P.	ASSETS	Rs. P.
<u>JAYA EDUCATIONAL TRUST</u>			<u>FIXED ASSETS</u>	77961824.03
As per last B/s	379197764.02		(As per Schedule)	
Less : Funds Transferred during the year	86720180.60		<u>CURRENT ASSETS</u>	273279543.26
	292477583.42		(As per schedule)	
Add: Excess of Income over expenditure	-4860542.81	287617040.61		
Inter Branch A/c		53416499.50		
<u>Sundry Creditors</u>		10207827.17		
(As per Schedule)		351241367.28		
				351241367.29

Place : Chennai
Date : 12/09/2022

0.00 For T.A.P.VARADAKUTTI & CO.,
CHARTERED ACCOUNTANTS.
(FRN No.004511S)


Partner

CA.T.A.P.VARADAKUTTI
M.No.015316

UDIN : 22015316AZYYOJ2651




JAYA ENGINEERING COLLEGE
(Run by Jaya Educational Trust)

INCOME AND EXPENDITURE A/C FOR THE YEAR ENDED 31-03-2022

PARTICULARS	Rs. P.	PARTICULARS	Rs. P.
To Salaries	24174167.00	By Fees Collection & Other Receipts	20279599.38
To Telephone and Internet charges	327403.00	By Interest Received	20467652.00
To Travelling & Conveyance	12585.00		
To Printing & Stationery	49775.00		
To Advertisement Expenses	200000.00		
To Electricity Charges	748983.08		
To Fees & Subscription	189184.00		
To Audit Fees	177000		
To Lab Consumables	25400.00		
To Interest & Bank Charges	24621.20		
To Bus hire charges	582050.00		
To Repairs & Maintenance	1923428.00		
To Mess Expenses	184895.00		
To Rent ,Rate & Taxes	72576.00		
To University Fees Paid	5374265.00		
To General Expenses	206058.00		
To Website Charges	183395.60		
To Consultancy Charges	720000.00		
To Scholarship Paid	578550.00		
To Software Purchase	94500.00		
To Security Charges	460025.00		
To Insurance Paid	35182.00		
To Exam Expenses	171803.00		
To Depreciation	9091948.31		
To Excess of Income Over Expenditure	-4860542.81		
	40747251.38		40747251.38

Place : Chennai
Date : 12/09/2022

For T.A.P.VARADAKUTTI & CO.,
CHARTERED ACCOUNTANTS.
(FRN No.004511S)


Partner

CA.T.A.P.VARADAKUTTI
M.No.015316

UDIN : 22015316AZYYOJ2651



JAYA ENGINEERING COLLEGE

SCHEDULE TO BALANCE SHEET (2021-22)

Inter Branch (Dr)

Inter Branch (Cr)

Jaya Sri Sathya Sai School	1075500	Jaya Hostel	98147408
Jaya College of Arts & Science	21980470	Jaya Teacher Training Inst	290000
Jaya College of Education	5228500	Jaya College of Pharmacy	4287000
Jaya College of Physiotherapy	206000	Jaya Transport	32804118
Jaya Matric School	20089957	Arakonam Arts and Sci	110000
Jaya Polytechnic College	12612000		
Sakthi Engineering College	18324600		
Jaya Public School	1218000		
Jaya Agriculture College	1487000		

82222027


135638526

Inter Branch A/c

53416499.50

Place : Chennai
Date : 12/09/2022

For T.A.P.VARADAKUTTI & CO.,
CHARTERED ACCOUNTANTS.
(FRN No.004511S)


Partner

CA.T.A.P.VARADAKUTTI
M.No.015316

UDIN : 22015316AZYYOJ2651




JAYA ENGINEERING COLLEGE
(Run by Jaya Educational Trust)

FIXED ASSETS SCHEDULE as on 31/03/2021

Sl. No.	Particulars	W.D.V.as on 01/04/2021	Additions		Total	Rate %	Depreciation	W.D.V. as on 31-03-2022
			More than 6 months	Less than 6 months				
1	Air Frame	3167.60			3167.60	10%	316.76	2850.84
2	Air Conditioner	900438.72			900438.72	10%	90043.87	810394.85
3	Billiards Boards	29308.83			29308.83	10%	2930.88	26377.95
4	Building construction	59752821.87			59752821.87	10%	5975282.19	53777539.68
5	Chalk Board	152678.61			152678.61	10%	15267.86	137410.75
6	Computers, Printers & Softwares	903435.09		1057300.00	1960735.09	40%	572834.04	1387901.06
7	Drawing Board	73449.42			73449.42	10%	7344.94	66104.47
8	Duplicater copier Machine	683.34			683.34	10%	68.33	615.01
9	Electrical Fittings	5113512.23			5113512.23	10%	511351.22	4602161.00
10	Furniture & Fittings	5377960.88			5377960.88	10%	537796.09	4840164.79
11	Generator Van	123824.06			123824.06	10%	12382.41	111441.65
12	Intercom & Telephone	89887.54			89887.54	10%	8988.75	80898.79
14	Lab Equipments	7766023.18			7766023.18	10%	776602.32	6989420.86
15	LCD Projector	68458.80			68458.80	10%	6845.88	61612.92
16	Library Books	2252128.59			2252128.59	10%	225212.86	2026915.73
17	Microprocessor Lab	210065.90			210065.90	10%	21006.59	189059.31
18	Mineral Water Plant	563872.02			563872.02	10%	56387.20	507484.82
19	Overhead Projector	19456.71			19456.71	10%	1945.67	17511.04
20	Type Writer	509.49			509.49	10%	50.95	458.54
21	Water Cooler Tank	319213.37			319213.37	10%	31921.34	287292.04
22	Work shop Tools	10564.44			10564.44	10%	1056.44	9507.99
23	Xerox Machine	7341.03			7341.03	10%	734.10	6606.93
24	Sports material	17864.31			17864.31	10%	1786.43	16077.88
25	Camera	174370.96			174370.96	10%	17437.10	156933.87
26	Biogas plant	63653.19			63653.19	15%	9547.98	54105.21
27	Fire extinguisher	10052.61			10052.61	15%	1507.89	8544.72
28	Laundry Machine	122505.10			122505.10	15%	18375.76	104129.33
29	UPS	694424.70			694424.70	10%	69442.47	624982.23
30	Interior & Exterior	851358.84			851358.84	10%	85135.88	766222.95
31	Bioseptic Tank	103335.75			103335.75	10%	10333.58	93002.18
32	Power Roller	220105.15			220105.15	10%	22010.51	198094.63
	TOTAL	85996472.33	0.00	1057300.00	87053772.33		9091948.31	77961824.03

Place : Chennai
Date : 12/09/2022

For T.A.P.VARADAKUTTI & CO.,
CHARTERED ACCOUNTANTS.
(FRN No.004511S)


Partner
CA.T.A.P.VARADAKUTTI
M.No.015316
UDIN : 22015316AZYOJ2654

